




> Machine dimensions  
Dimensioni macchina  
Machinemessungen  
Dimensions machine  
Dimensiones de la máquina

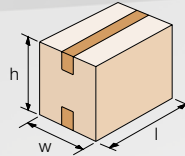
> XL46 / XL 461

> SM48 / SM481

Size / Weight packaging			LxWxH 
> XL46 / 461	220	295	125x125x140
> SM48 / 481	220	295	160x160x205

	Min.	Max		Min.	Max
L	1180	-	L	2280	-
W	1120	-	W	1260	-
H	1490	1750	H	1740	1890
cbh	445	705	cbh	430	580
AS 77	545	905	AS 77	530	680
AS 80	645	1025	AS 80	630	780

> Box dimensions  
Dimensioni delle scatole  
Kartonabmessungen  
Dimensions des boîtes  
Dimensiones de las cajas

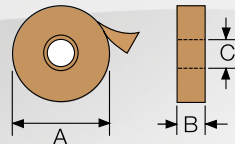


> XL46 / XL 461

> SM48 / SM481

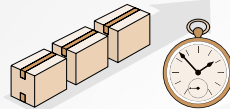
	K12R std. / K11R on demand			K12R	
	Min.	Max		Min.	Max
l	150	∞	l	200	∞
w	140	650	w	200	800
h	100	650	h	120	800

> Taping units  
Unità nastranti  
Verschliesseinheiten  
Unité enrubanneuse  
Unidades de precinto



	K11R/ K12R	
	mm	
A	410 Max	
B	50 / 75	
C	76	

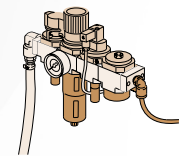
> Production capacity  
Capacità di produzione  
Produktionskapazität  
Capacité de production  
Capacidad de producción



> XL46 / XL 461	Bph	> SM48 / SM481	Bph
Max pcs.*	600	Max pcs.*	600

\* Always based on shorter manageable box

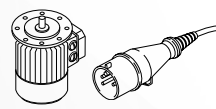
> Air consumption  
Consumo aria  
Luftverbrauch  
Consommation d'air  
Consumo de aire



> XL46 / XL 461	Nl.	> SM48 / SM481	Nl.
Cycle	12	Cycle	14

from 5,5 bar to 7 bar

> Standard voltage  
Voltaggio standard  
Standardspannung  
Tension standard  
Voltaje estándar



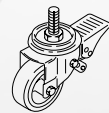
> XL46 / XL 461		> SM48 / SM481	
380/400V - 50Hz - 3F		380/400V - 50Hz - 3F	
440V - 60Hz - 3F		440V - 60Hz - 3F	
Amps	1,08	Amps	1,08
Power kW	0,26	Power kW	0,26
Phase	3Ph + N + PE	Phase	3Ph + N + PE

> Optionals  
Accessori  
Zubehör  
Accessories  
Accesorios

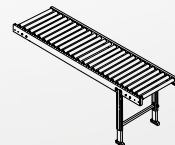
> AS80  
Higer legs  
Set gambe più alte  
Höhere Stützen  
Pieds plus hauts  
Set patas mas altas



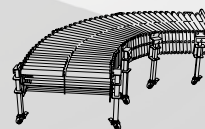
> AS77  
Casters  
Set ruote  
Satz Umlaufräder  
Roues  
Set ruedas



> RG  
Roller conveyor  
Piani a rulli Idler  
Rollenbahnen  
Plans à rouleaux  
Tramo de rodillos



> GTL - GTR  
Extendable conveyor  
Rulliera estensibile  
Ausziehbare rollenbahnen  
Convoyeur extensible  
Rodillos extensibles





Cod.pubbli.: SBCC028665



Carton Sealing Machines

XL46/XL461

SM48/SM481



Taping head movement activator

Aluminium telescopic legs



SIAT S.p.A.

Via Puecher, 22 - 22078 Turate (CO) Italy  
Tel +39.02.964951 • Fax +39.02.9689727  
www.siat.com • siat@siat.com



for more details:



XL46



SM48/481



# XL46/XL461


XL46 / 461 is a Range of Semi-Automatic Random Case Sealer Machines.

XL46 / 461 (large boxes) models are semi-automatic "Random" case sealers: it means that the machine is able to adjust itself on the various box sizes.

The machines apply automatically two self-adhesive tape stripes on the upper and lower boxes middle line. The adjustment and use are intuitive, simple and fast.

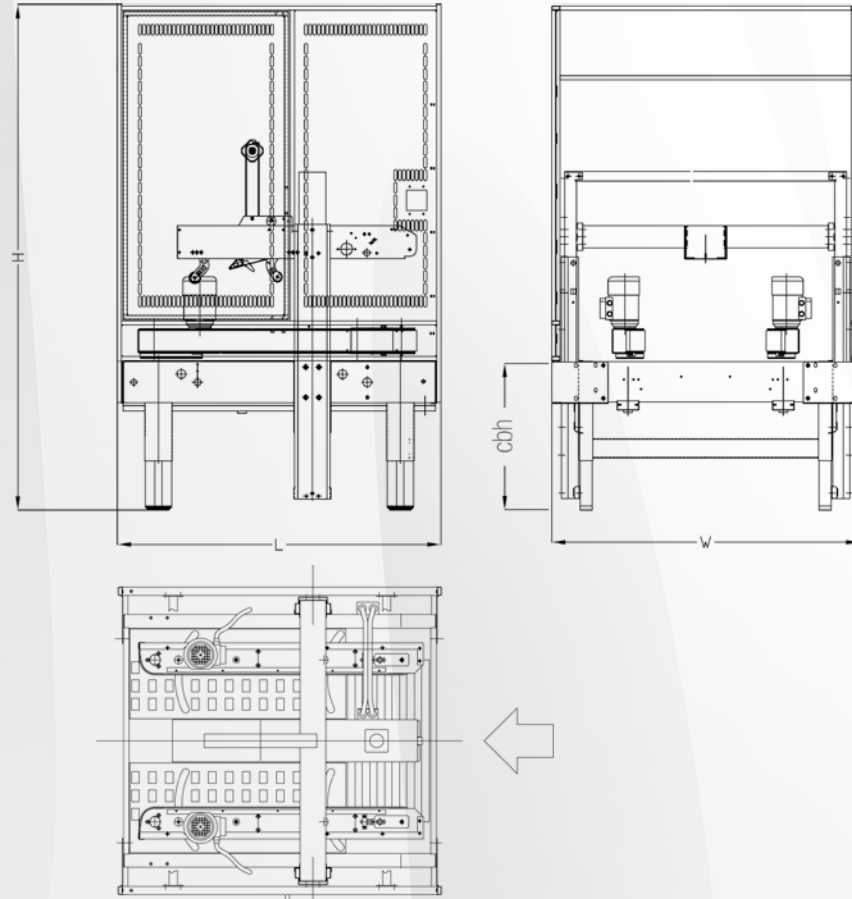
On the XL46 version the rest position of the upper taping unit is DOWN so that the feeding of the boxes is performed manually by the operator.

On the XL461 version the rest position of the upper taping unit is UP so that, with some particular devices, an automatic boxes feeding can be performed.



## Key Features

- Automatic adjustment on various box sizes
- Side lower driven belts (2 x 75 mm width each)
- Driven belts speed 20 m/min.
- 2 x Motors kW 0,13 each
- 2 x Taping head K12R - 75 mm width
- Extruded aluminium telescopic legs with millimetric guide
- Locked stop emergency button
- On/Off magneto-thermic switch
- Adjustable descending height stopper of the top taping unit to increase speed rate
- Top head pneumatic pressure regulators
- Safety protection doors connected to electro-pneumatic disconnection switches
- Adjustable working height 445 - 705 mm



# SM48/SM481

SM48 / 481 is a Range of Semi-Automatic Random Case Sealer for Large and King Boxes.

SM48 / 481 model is an automatic "Random" case sealer: it means that the machine is able to adjust itself on the various box sizes.

It allows a perfect closing of the box by adhesive tape thanks to the double top and bottom driven system and the super reliable taping unit K12R. Utilization of SM48 is intuitive, simple and fast.

On the SM48 version the rest position of the upper taping unit is DOWN so that the feeding of the boxes is performed manually by the operator.

On the SM481 version the rest position of the upper taping unit is UP so that, with some particular devices, an automatic boxes feeding can be performed.



## Key Features

- Automatic adjustment on various box sizes
- Side lower driven belts (2 x 75 mm width each)
- Driven belts speed 20 m/min.
- 2 x Motors kW 0,18 each
- 2 x Taping head K12R - 75 mm width
- Extruded aluminium telescopic legs with millimetric guide
- Locked stop emergency button
- On/Off magneto-thermic switch
- Adjustable descending height stopper of the top taping unit to increase speed rate
- Top head pneumatic pressure regulators
- Safety protection doors connected to electro-pneumatic disconnection switches
- Adjustable working height 500 - 750 mm

